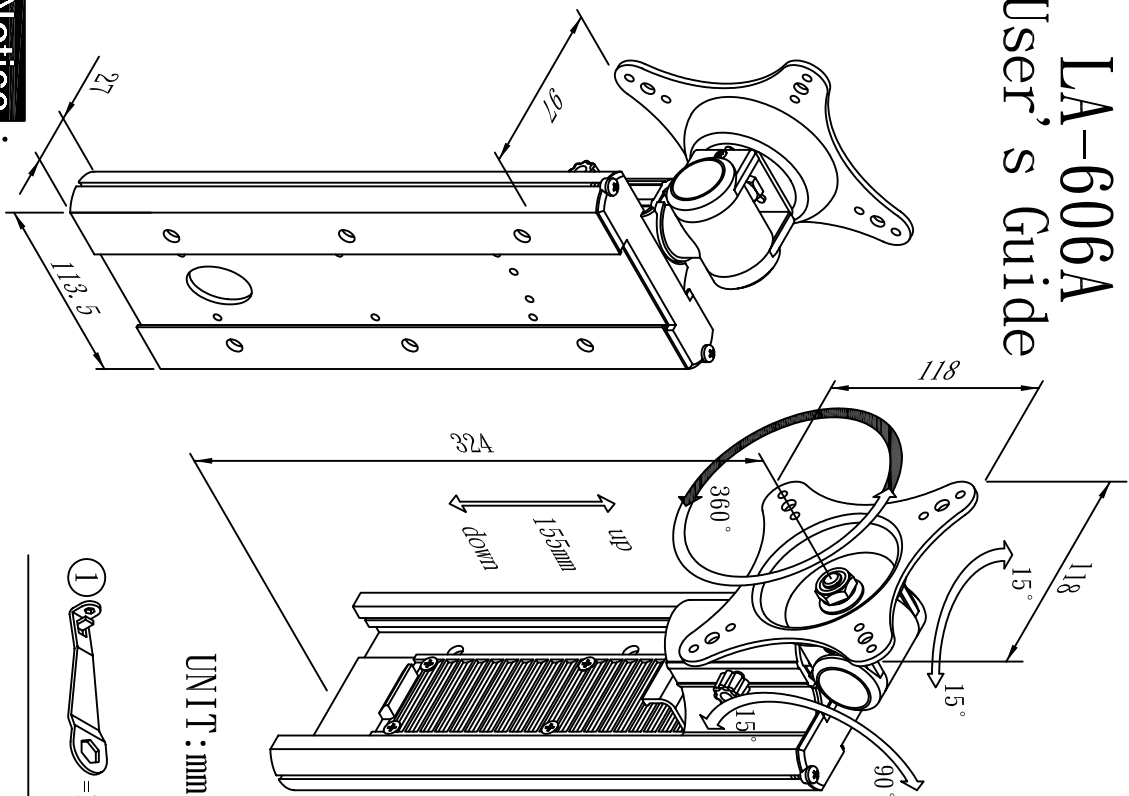








LA-606A User's Guide



UNIT : mm

Notice :

The adjustment of the screw has been made before out of the factory. Loosening the screw will cause the stand bent downwards.
Please note if the monitor will be hit.

- | | | | |
|-----------------------------------------------------------------------------------|---|-----------------------------------------------------------------------------------|---|
|  | ① |  | ② |
| | |  | ③ |
| | |  | ④ |
| | |  | ⑤ |
| | |  | ⑥ |
- 4X18=4
4X10=4
=1
=1
5X20=6
(screw for wall)
(screw for wood board)

